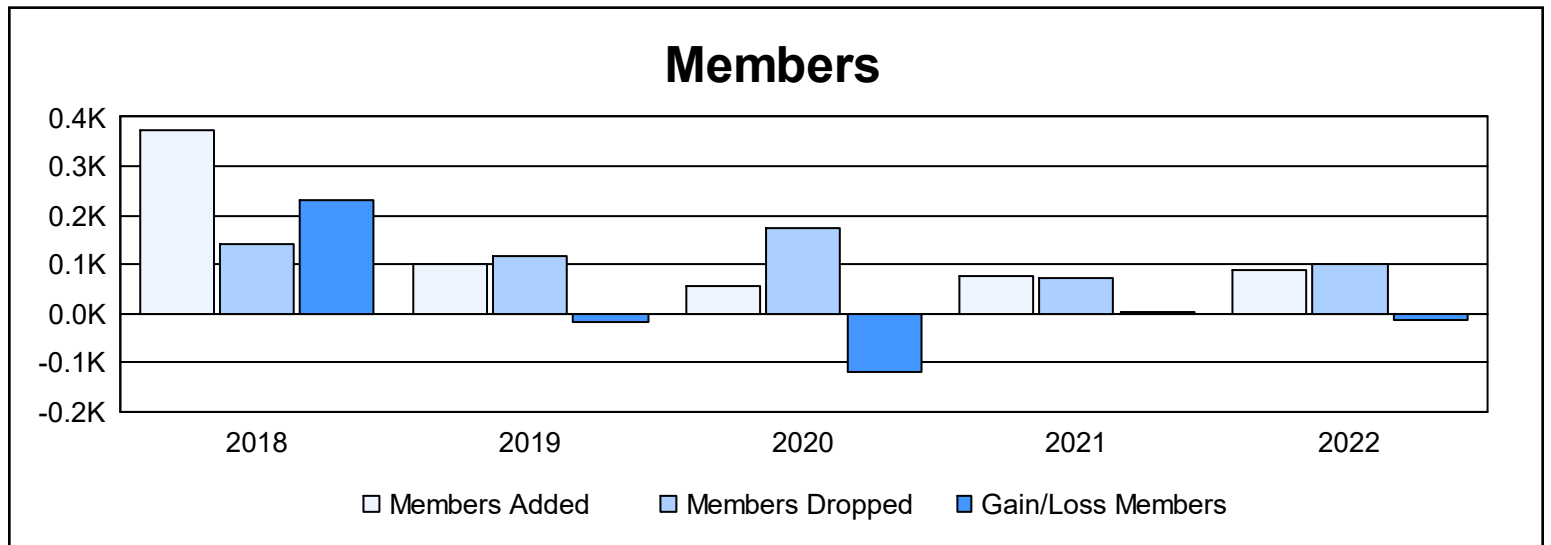
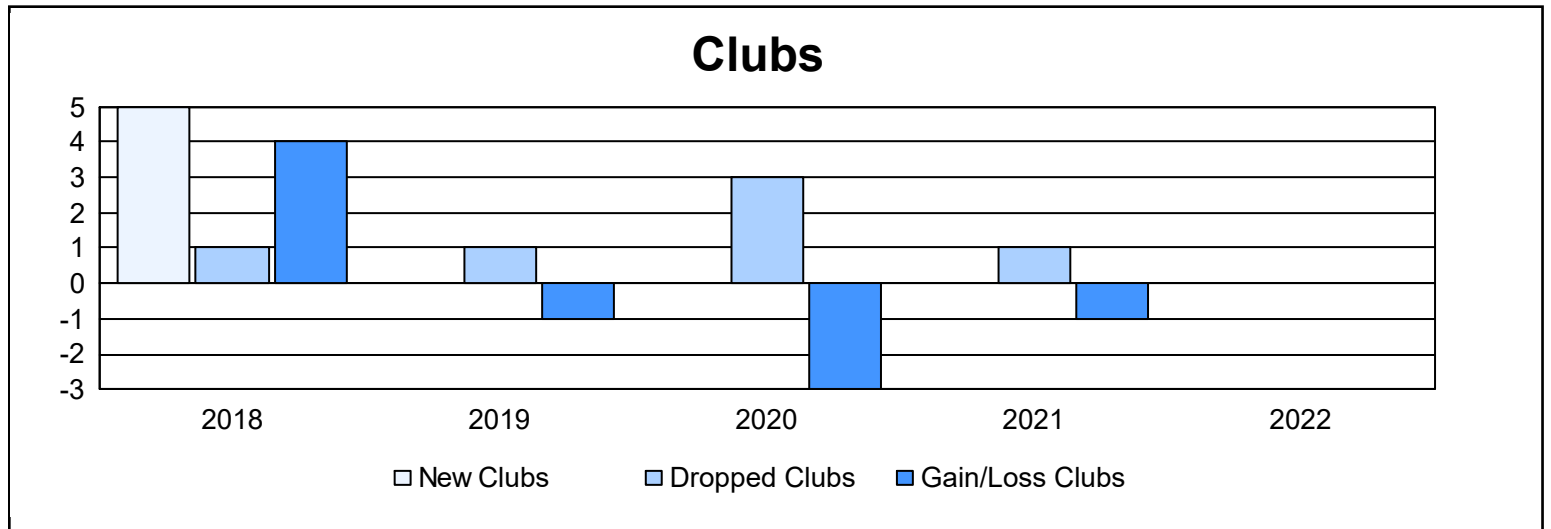
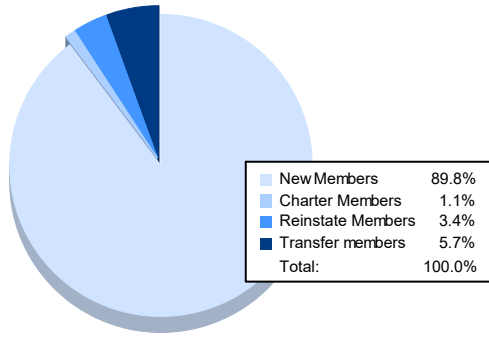


Year	New Clubs	Dropped Clubs	Gain/ Loss Clubs	New Members	Charter Members	Reinstate Members	Transfer Members	Total Member Added	Total Members Dropped	Gain/ Loss Members
2017-2018	5	1	4	232	118	21	2	373	141	232
2018-2019	0	1	-1	96	3	0	1	100	116	-16
2019-2020	0	3	-3	48	5	2	0	55	173	-118
2020-2021	0	1	-1	74	1	0	0	75	74	1
2021-2022	0	0	0	79	1	3	5	88	100	-12
<b>Average</b>	<b>1</b>	<b>1</b>	<b>0</b>	<b>106</b>	<b>26</b>	<b>5</b>	<b>2</b>	<b>138</b>	<b>121</b>	<b>17</b>



### Membership Composition June 2022 Cumulative



### Gender Composition June 2022 Cumulative

